
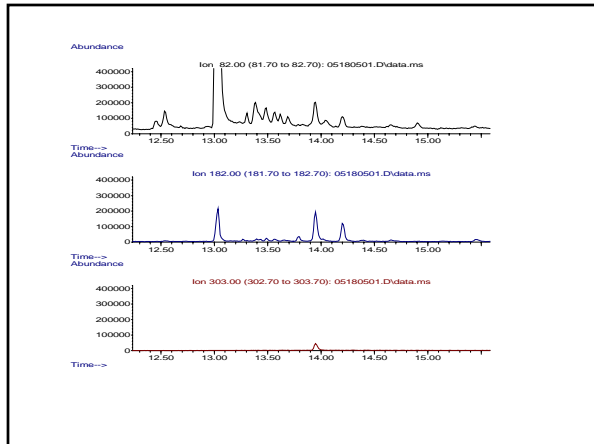
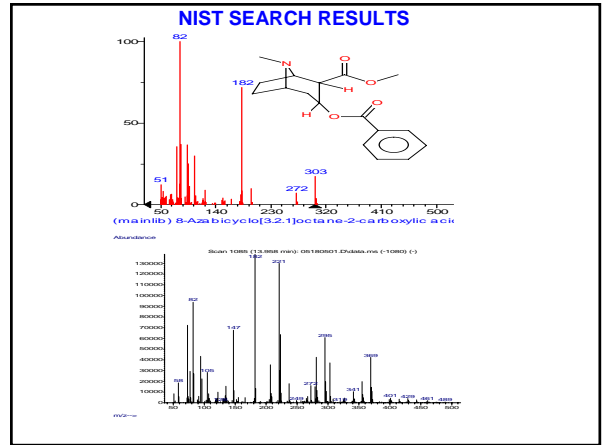
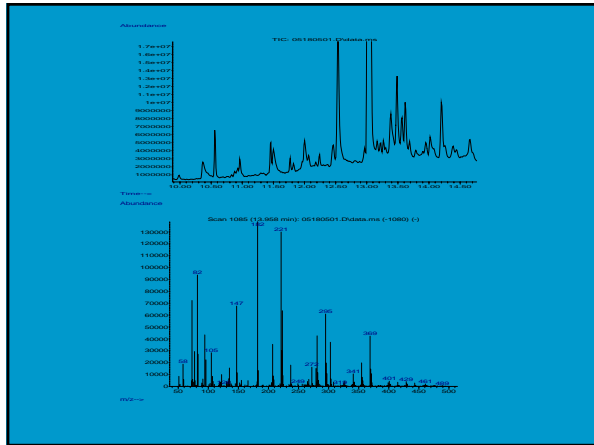
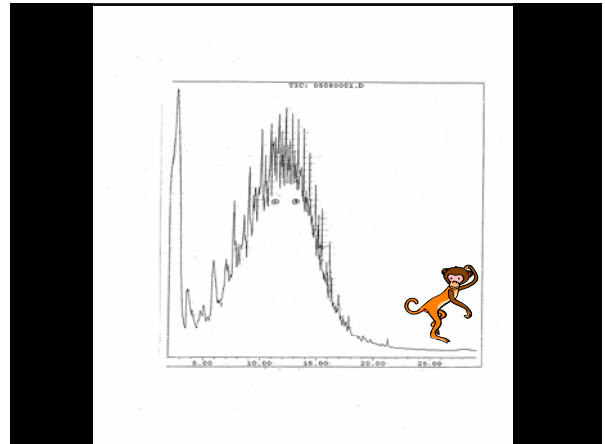


# Adventures in Deconvolution



## What is MSD-DRS?

- Performs all of the above, in one neat, programmable package.
- Automated.
- AMDIS 32's against a Target Compound Library.
- Checks the possible hits against the NIST library. (And looks for better-matching compounds.)

## MSD-DRS (continued)

- Retention Time Locking Libraries (e. g. RTLpest2)
- Can be installed on older Agilent Mass Spectrometers – our 5973N, for instance !!

MSD Deconvolution Report

The NIST library was searched for the components that were found in the AMDIS target library.

R. T.	CAS #	COMPOUND NAME	AMOUNT	AMDIS MATCH	NIST MATCH	HIT #
13.6309	59676	Niacin		70	67	40
13.7984	59676	Niacin		48		
13.7984	8316309	Benzoic acid, undecyl ester			77	1
				71	85	2

## The Best Thing Since.....

## How I Learned

- Help manuals: finding out where to get the information I needed
- Telephone support?
- Training?

## How I Learned (cont'd)

- Real Samples, with incurred residues
- Adjusted parameters until I could find the pesticides (or not)

## What I've Learned (so far)

- AMDIS 32 adjustments
- Combine Target Libraries, when needed.
- Ignore Retention Time Data, for now.

- The more versatile the program, the more you need to know.
- If you don't have time to learn it all at once....

- Try adjusting existing MSD-DRS methods. (Keep a hard copy of the original parameters!)

## The Bottom Line: One and a half thumbs up.

- It slices. It dices. And it makes Julienne fries.
- If Scan Mode isn't sensitive enough, then I can still SIM (or do both, simultaneously).

- A VERY powerful program!
- But....SOFTWARE SUPPORT is a must!

I'm Ready for More.



## Acknowledgments

- Agilent
- Atlanta Pesticide Residues Lab: Erica Espiritu, Laura Scholar, and Xiujing Lu
- Mary Draganis (Australian Xena Information Page)

